

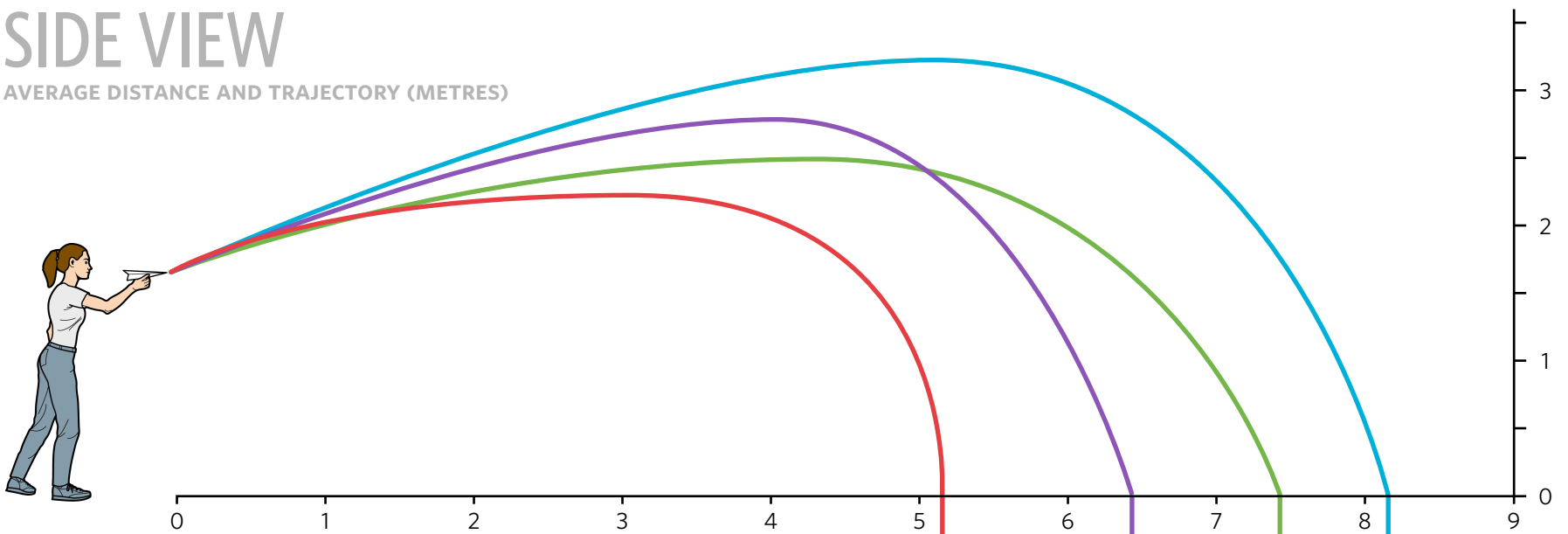
VIZFLIGHT V.1



How is your favourite paper airplane performing these days? Are you being socially ostracised at posh dinner parties because your paper plane isn't traveling far enough? Are your co-workers looking askance at you because you can't fold office stationary into a respectable aerodynamic form? Are Japanese salarymen mocking you because your origami doesn't fly straight? Yes? It's time to look to empirical testing to figure out what paper airplane design performs best.

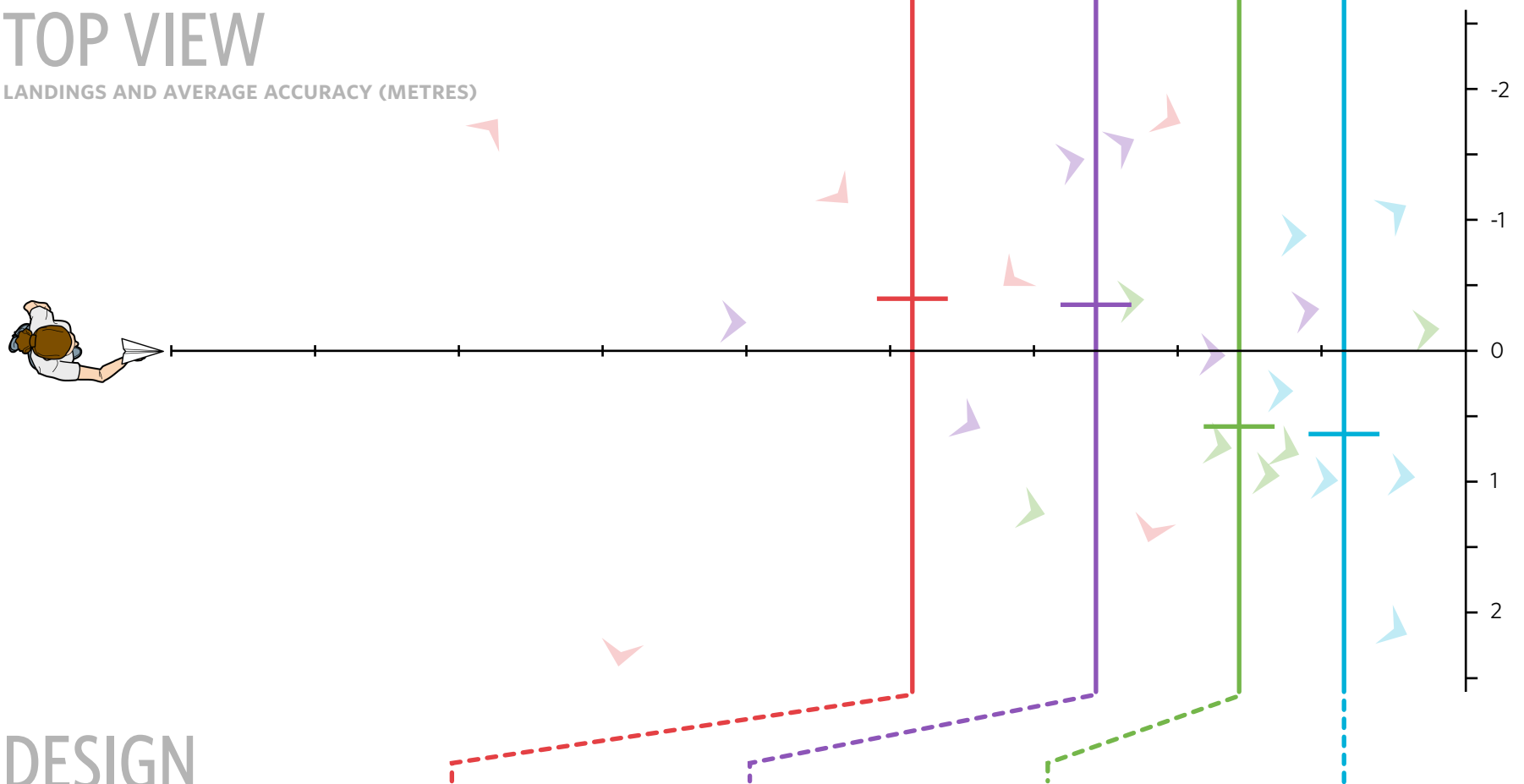
SIDE VIEW

AVERAGE DISTANCE AND TRAJECTORY (METRES)



TOP VIEW

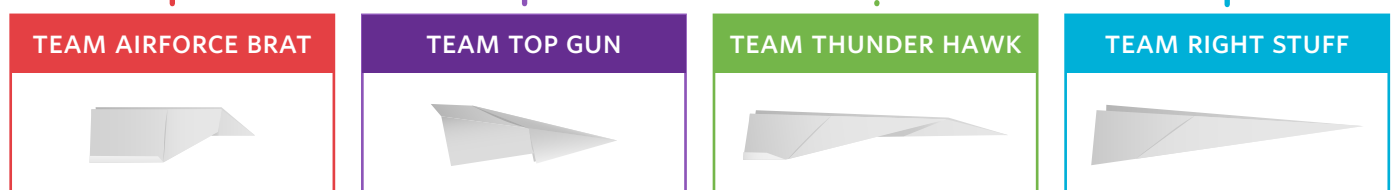
LANDINGS AND AVERAGE ACCURACY (METRES)



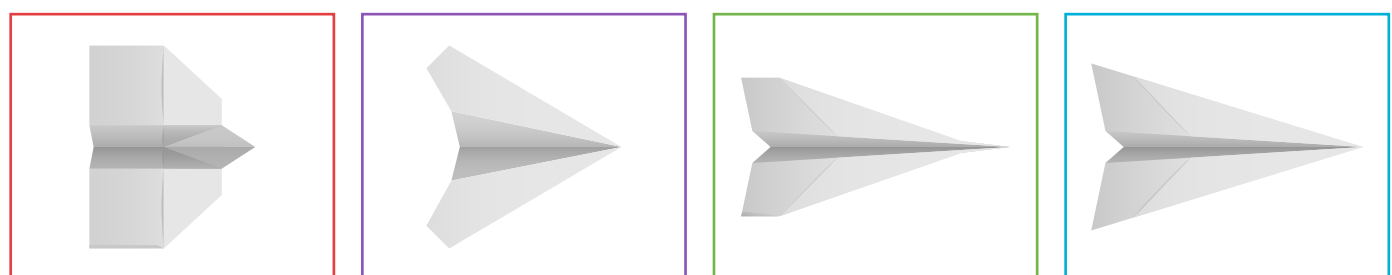
DESIGN

PHYSICAL PROPERTIES

Side View



Top View



	TEAM AIRFORCE BRAT	TEAM TOP GUN	TEAM THUNDER HAWK	TEAM RIGHT STUFF
Length (cm)	15	17	27	28
Wing Span (cm)	14	10	12	14
Wing Area (cm sq.)	70	36	66	72
Number of Folds	29	22	15	13
Drag Coefficient	0.13	0.21	0.07	0.06
Lift Coefficient	0.62	1.65	0.70	1.42
Velocity (m per sec.)	1.1	0.7	1.1	1.3

Note: Air density of the test site was 1.225 kilograms/metres cubed. Planes were launched at a thrust of 400 newtons and an angle of 20 degrees. Velocity refers to ground velocity. Paper weight is 24 lb. bond, measuring 8.5 x 11 inches, with an uncoated finish.